



SOLUTION

HRB SERIES

SIMPLY ACCURATE



HRB SERIES

SIMPLY ACCURATE

THE HRB SERIES PROVIDES THE IDEAL SOLUTION FOR FLEXIBLE AND ACCURATE PRODUCTION


The AMADA HRB series is the latest evolution in hydraulic drive press brakes. The machine combines a new frame design and the solid characteristics of the HFE3i series, to further improve the productivity; it also features the latest innovative multi-touch screen interface AMNC 3i with Lite mode. The processing precision enables the production of very high quality batches thanks to the new optional* auto crowning device, at low energy costs and with unrivalled process stability. The range covers 50 to 220 tonnes and 2 to 4 metres.



Photograph includes optional equipment

* machine size dependent

KEY FEATURE UPGRADES



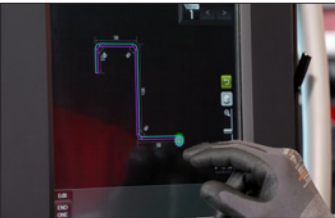
Auto-Crowning device

The Auto-Crowning device is a brand new solution, introduced for the first time in the mid-range segment. The drives, located in the lower beam and controlled by AMNC 3i, improve the longitudinal accuracy of the machine, compensating for the deflections of the lower beam.



Deep boxes

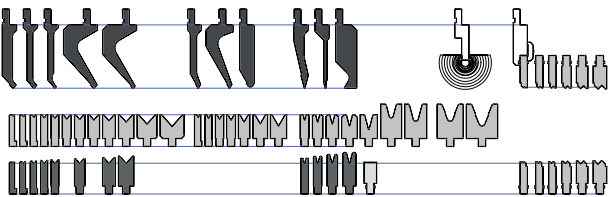
The HRB series is the ideal machine to process deep box bending thanks to the increased Open Height and Stroke which have both increased by 50mm.



AMNC 3i Lite mode

AMNC 3i is an advanced solution able to provide all the necessary features to manage the production needs. It also includes the new Lite mode user interface to simplify and guide all operations, letting non-skilled operators to drive the machine as an expert.

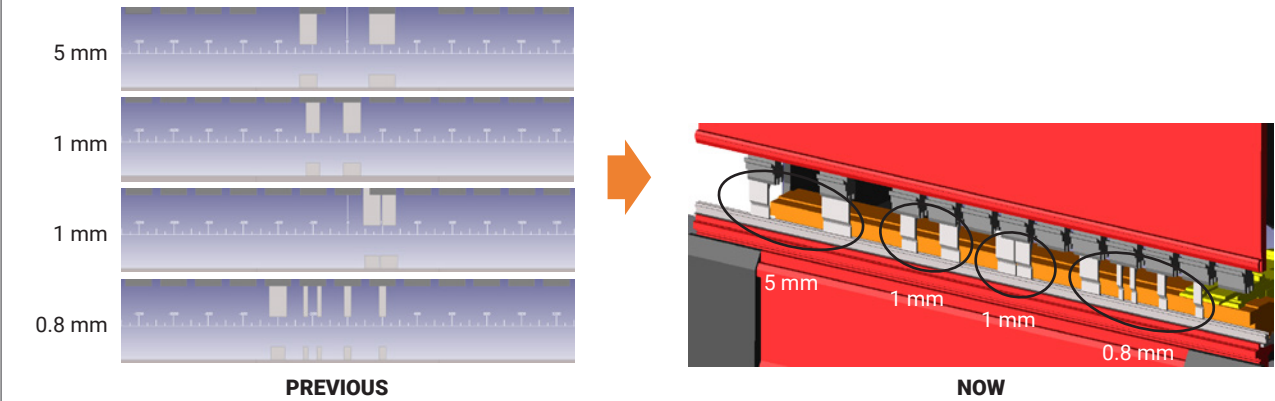
BENDING TOOLS



AFH & STAGED BEND TOOL

AMADA Fixed Height and Staged Bending tools are the best solution to minimise set-up operations.

"COMMON TOOL LAYOUT" by automatic software
Example: One layout for 4 workpieces



EASY OPERATION

Bending CAM Software

VPSS 3i BEND automatically selects tools, creates tool layouts and bend sequences.



Auto Batch Mode

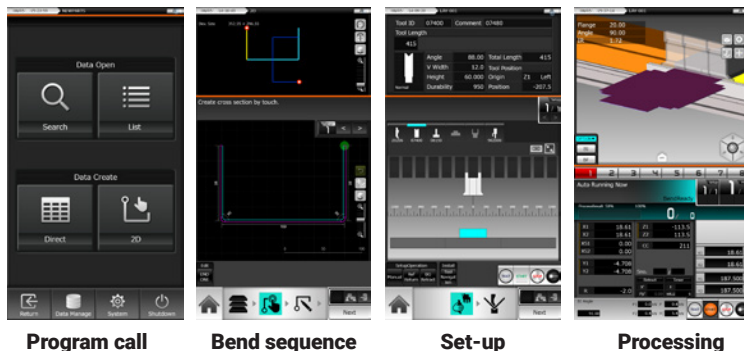
CAM software makes programs without operator intervention.

Common Tool layout

CAM software proposes a common tool layout for a maximum of 99 parts.



The **AMNC 3i control** uses offline programs to reduce set-up time and increase machine efficiency.



Program call

Bend sequence

Set-up

Processing

VIRTUAL PROTOTYPE SIMULATION SYSTEM

VPSS 3i suite is the Intelligent, Interactive and Integrated software environment that surrounds the new AMADA solutions. This system considers the complete assembly and manufacturing process from the very beginning.

AMNC 3i NUMERICAL CONTROL

The AMNC 3i control is optimised for ease of use.

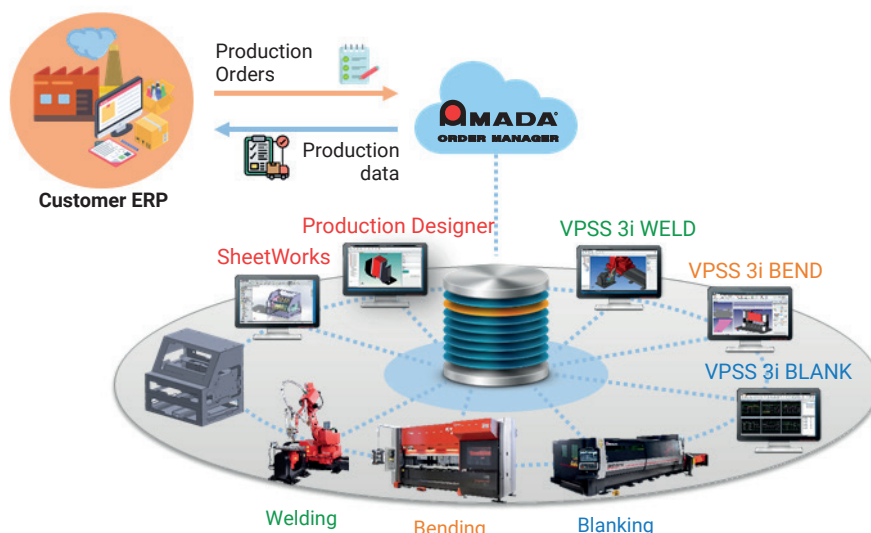
- Multi-touch LCD panel with a user-friendly design provides intuitive smartphone like operation.
- The 18.5 inch vertical display means you can view all the necessary program and bend information on one screen.
- The HRB series has also the new Lite mode; a simplified and guided interface to make non-skilled operator to run the machine as experts.

A BRIDGE BETWEEN ERP AND AMADA ECO-SYSTEM

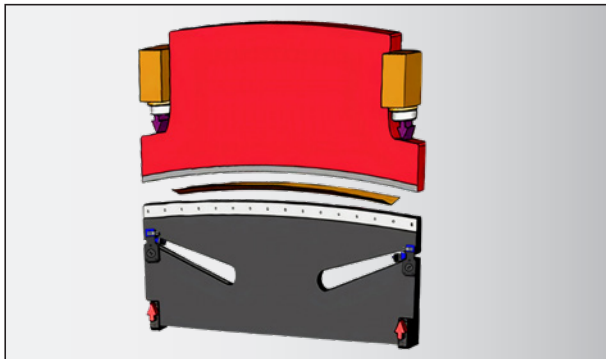
AMADA Order Manager (AOM) is the new Cloud-based platform created by AMADA.

Thanks to the AMADA standard data exchange interface, the customer's existing ERP system can be easily connected to AOM to allow the production data to be sent to the AMADA machines and for collecting the machine production data.

AMADA provides a suite of perfectly integrated software products. Each software technology can take advantage of the VPSS concept (Virtual Prototype Simulation System) to lead to a total, enhanced and error-free production with AMADA machines.

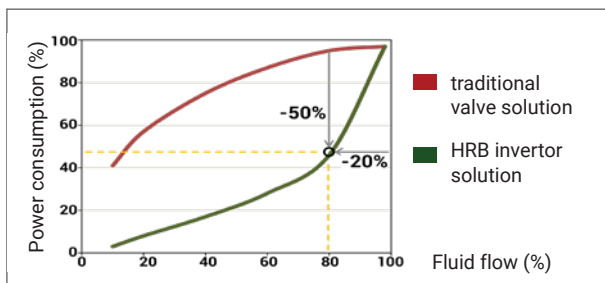


CROWNING SYSTEM AND ECO DRIVE SYSTEMS



CROWNING SYSTEM

The HRB series is available with natural and auto-crowning solutions, depending on production needs. The natural crowning fits most cases while the auto-crowning device is the best choice to produce high-quality batches with long bends.



THE ECO DRIVE SYSTEM

The Eco drive system continually monitors and self-adjusts bending requirements – providing benefits such as less energy usage, reduced maintenance, less oil consumption, lower noise levels and increased reliability.


ANGLE CONTROL AND ANGLE MEASURING SYSTEMS



Digipro

The AMADA Digipro is a highly-accurate, electronic angle measuring device that transmits the measured angle wirelessly to the press brake's NC.

The program is then automatically corrected as required, providing a precise bend angle.



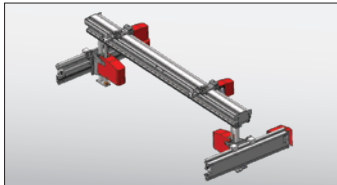
Bi-S

Bi-M

Bi-S & Bi-M


Automatic angle adjustment ensures highly accurate bending even when material thickness and properties vary from part to part. This removes the need for test bending and adjustment of the initial bend angle, eliminating scrap and reducing set-up time.

STANDARD EQUIPMENT AND FUNCTIONS



New back gauge system

The 6-axis back gauge has a tool navigation system whereby the finger indicates the precise position to place the tools.



Fast Finger

The back gauge with active security allows to increase the productivity and safety with low impact force and maximum speed. (Only available on low tonnage machines).



Finger pin

Stable gauging by flexible PIN position.



SGRIP

- Front installation/front removal
- Space between grips can be eliminated
- Manual rear plate (option)




Hand wheel

- Adjust all axis
- Easy and flexible manual adjustments.



Bar code reader

- Built-in bar code reader
- Eliminates program search time and errors.



LED light (front and rear)


A LED light is installed to the rear side of the upper beam to increase operator visibility.



AKAS V


The latest AKAS security system solution (AKAS V) offers the highest level of safety with an increased performance due to easier set-up.

OPTIONAL EQUIPMENT AND FUNCTIONS



The Delta X finger

The Delta X finger is a useful feature when bending asymmetrical workpieces.



W-Shape finger

- Special finger shape for smart gauging of complex part shape.
- Finger position is properly calculated by AMNC 3i or VPSS 3i.



Automatic slide foot pedal

The pedal moves according to the operator's position to avoid manual repositioning, improving ergonomics and saving time.



Automatic grip for AMADA tool: AGRIP A (Hydraulic 1V die holder)

- Front installation/front removal
- Automatic pull up function
- Easy to reposition
- Space between grips can be eliminated



Automatic grip for WILA tool

- Front installation/front removal
- Easy setting of complicated tool layouts
- No external pipes on rear side



Front support

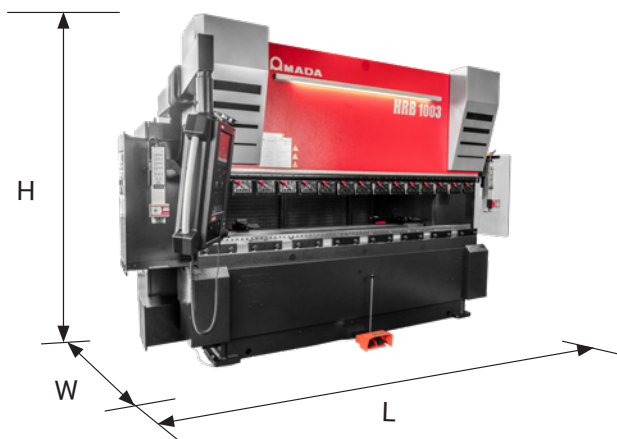
Front workpiece support



Sheet follower

- Improves accuracy and safety.
- Assists operator for handling of large and heavy parts
- Eliminates the need for a second operator

DIMENSIONS



HRB		5020	1003	1003L	1303	1303L	1703	1703L	2204	2204L
Total length (L)*	mm	3875	4880	4880	4895	4895	4940	4940	6050	6050
Total width (W)**	mm	3075	3100	3100	3200	3200	3200	3200	3100	3100
Total height (H)	mm	2570	2680	2805	2835	2970	3050	3250	3120	3320
Machine mass	kg	5200	7200	7500	9285	9554	11875	12200	16150	16703

*Total length is intended with the arm and the NC maximum extended on the exterior, and all doors closed.

**Total width is intended with the arm and the NC maximum extended in front, and all doors closed.

MACHINE SPECIFICATIONS

HRB		5020	1003	1003L	1303	1303L	1703	1703L	2204	2204L
Capacity	kN	500	1000		1300		1700		2200	
Beam length	mm	2150	3110		3100		3110		4280	
Table width	mm	60	60		60		90		90	
Distance between frame	mm	1700	2700		2700		2700		3760	
Throat depth	mm	455	455		465		465		465	
Open height	mm	520	520	620	520	620	520	620	520	620
Stroke length	mm	250	250	350	250	350	250	350	250	350
Working height	mm	993								
Oil capacity	l	55	110		100		160		160	
Power supply	kW	16.6	18.6		22.1		26.1		31.1	
Approach speed	mm/s	200	200		100		100		100	
Bending speed	mm/s	15	15		10		10		10	
Return speed	mm/s	150	150		100		100		100	

Specifications, appearance and equipment are subject to change without notice by reason of improvement.



For Your Safe Use

Be sure to read the operator's manual carefully before use.

When using this product, appropriate personal protection equipment must be used.

The official model name of machine described in this catalogue is HRB. Use the registered model name when you contact the authorities for applying for installation, exporting, or financing.

Hazard prevention measures are removed in the photos used in this catalogue.

AMADA UK LTD.

Spennells Valley Road,
Kidderminster,
Worcestershire DY10 1XS
United Kingdom
Tel: +44 (0)1562 749500
Fax: +44 (0)1562 749510
www.amada.co.uk

AMADA SA

Paris Nord II
96, avenue de la Pyramide
93290 Tremblay en France
France
Tél: +33 (0)149903000
Fax: +33 (0)149903199
www.amada.fr

AMADA GmbH

Amada Allee 1
42781 Haan
Germany
Tel: +49 (0)2104 2126-0
Fax: +49 (0)2104 2126-999
www.amada.de

AMADA ITALIA S.r.l.

Via Amada I., 1/3
29010 Pontenure
(Piacenza)
Italia
Tel: +39 0523 872111
Fax: +39 0523 872101
www.amada.it

