


SOLUTION

GRINDING

ID-TOGU



AUTO-GRINDING MACHINE FOR ID TOOL



AMADA®

ID-TOGU

AUTO-GRINDING MACHINE FOR ID TOOL

SKILL-LESS AND OPTIMAL TOOL-GRINDING ACHIEVED BY DIGITAL CONTROL

ID TOOL ONE TOUCH GRINDING UNIT

Although tooling maintenance is so important and indispensable element to keep / raise the product quality in sheet metal products, the reality is left to operator's knack or experience to judge the timing and degree for the maintenance. The maintenance difference directly leads to "dispersion of product quality". Everyone can achieve the optimal grinding because "ID-TOGU" gets the grinding value automatically from AITS Server. The tooling condition is controlled digitally and the stable quality-control is realized in sheet metal fabrication because the punch height measured by Auto-measuring function is transferred to AITS server.

This is the digital tooling maintenance. No more operator's knack and experience are required!



ID-TOGUNEWTECHNOLOGY



1 SIMPLE OPERATION AND PRECISE GRINDING

HIGH QUALITY GRINDING BY DIGITAL CONTROL

Just reading ID information automates the grind-value setting through AITS server. The grinding starts just by depressing the start-button after setting the tool on the unit. Also manual-data setting of grind value for non-ID tool can be made. AITS server is required separately.



Obtain tooling information from bar-code



Auto-data transfer from AITS server



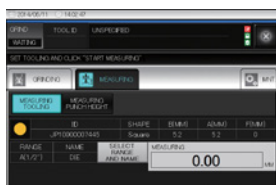
Depress start-button after lowering the wheel near the tooling



2 TOOL INFORMATION SHARING WITHOUT SKILL AFTER REGRINDING

STABLE PUNCHING BY TOOL INFORMATION SHARING THROUGH NETWORK

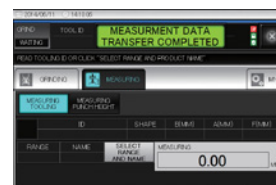
Measuring ground tool by using measuring function and transferring the value to AITS server, enables to control digitally the tooling condition and to perform the optimal-punching operation (AITS server is required separately). Measuring device can function in wider range by same scale unit without any jigs from higher range like punch body to lower range like die.



Switching to measuring display after ground



Setting the tool on the measuring unit



Depress transfer button after measuring

3 ADVANCED FUNCTIONS

SHORTENING MAINTENANCE TIME




Punch height measuring function

Punch assembly height can be adjusted while checking the measured value on display.



Self-weight fall prevention door

Prevent rapid door-drop when the hand is released.



Air-blowing function after ground

Blowing air against remaining coolant on the surface of ground tool.



High speed mode function

High speed mode has been added for manual wheel up/down.



Maintenance navigation function

Display of maintenance condition by navigation function.

DIMENSIONS

Unit : mm

ID-TOGU

(L) 1070 x (W) 850 x (H) 1930



MACHINE SPECIFICATIONS

			ID-TOGU
Grinding speed	A (1 1/2"), B (1 1/4") and C (2")	mm/min	0.06
	D (3 1/2") and E (4 1/2")	mm/min	0.03
Standard grinding wheel		mm	CBN ø 135 (conductive)
Vertical travel distance		mm	240
Vertical feed motor		W	40 AC servo motor with 1/10 gear head
Tool height measuring range		mm	28~209
Minimum tool height			chuck jaw height
Maximum tool height		mm	150 (E-4 1/2" shear-angle jig is used)
Minimum tool diameter		mm	ø 1.51 (guaranteed)
Maximum tool diameter		mm	ø 160 (E-4 1/2" die)
Minimum readable dimension		mm	0.02
Spindle motor		kW	1.5 x 2 P
Spindle rotating speed		min ⁻¹	2810/3000 (50/60 Hz)
Table motor		kW	0.1 x 4 P 1/30 geared motor
Table rotating speed		min ⁻¹	60/72 (50/60 Hz)
Coolant pump motor		kW	0.06 X 2 P
Coolant pump capacity		L/min	20/25 (50/60 Hz)
Air consumption		L/min	600 (max. 200 L / 1 cycle*)
Power requirements		kVA	2.5
Power supply			three-phase, 200 V at 50/60 Hz
Machine mass		kg	700

*1 cycle: required air consumption to position the grind wheel from tool upper surface to 10 mm above.

Specifications, appearance, and equipment are subject to change without notice by reason of improvement.



For Your Safe Use

Be sure to read the operator's manual carefully before use.

When using this product, appropriate personal protection equipment must be used.

Please use AMADA genuine tool for AMADA made NCT turret punch press. Use of other tool than AMADA made may lead to tool and machine trouble.

AMADA UK LTD.

Spennells Valley Road,
Kidderminster,
Worcestershire DY10 1XS
United Kingdom
Tel: +44 (0)1562 749500
Fax: +44 (0)1562 749510
www.amada.co.uk

AMADA SA

Paris Nord II
96, avenue de la Pyramide
93290 Tremblay en France
France
Tél : +33 (0)1 49 90 30 00
Fax : +33 (0)1 49 90 31 99
www.amada.fr

AMADA GmbH

Amada Allee 1
42781 Haan
Germany
Tel: +49 (0)2104 2126-0
Fax: +49 (0)2104 2126-999
www.amada.de

AMADA ITALIA S.r.l.

Via Amada I., 1/3
29010 Pontenure
(Piacenza)
Italia
Tel: +39 (0)523 872111
Fax: +39 (0)523 872101
www.amada.it

