




SOLUTION

RBR SERIES

RETROFITTABLE BENDING ROBOT SOLUTION



RBR SERIES

RETROFITTABLE BENDING ROBOT SOLUTION

HRB, HRB-ATC series

CONFIGURABLE AND MODULAR SOLUTION FOR AUTOMATIC BENDING PROCESS


The RBR is a scalable bending cell based on the combination of the press brake HRB and RBR robot solution.

Available in several sizes, from 50 tonnes 2 metres up to 220 tonnes 4 metres, can be combined with 50 or 200 Kg robot payload.

The HRB 100 and 220 tonnes are also available with the ATC unit, the unique device capable of automatically changing AFH-ATC tools. The auto-crowning device, to improve the longitudinal accuracy, and the bending indicator Bi-S, for in-cycle angle adjustment, complete the range of options for fully automatic and accurate production.

The RBR has been designed to ensure a long production run, accuracy and simplicity of use combined with a fast cycle time to boost productivity at the highest levels.

RBR SYSTEM CONFIGURATION



*option

FULLY AUTOMATIC RETROFITTABLE BENDING CELL



MANUAL & ROBOT MODE

It is possible to switch, safely and simply, from automatic operation (with the robot) to the manual operation of the press brake (with the operator).



VPSS 4ie ARBEND

The next step is in offline bending CAM solutions. Conceived from the actual AMADA bending solution experience, VPSS 4ie ARBEND is the perfect match for a very simple all-in-one user interface and high-level automatic bending algorithms. VPSS 4ie ARBEND speeds up the robot program creation by guiding the less-skilled user through the major programming phases (loading, tooling, bending and unloading).



FULLY AUTOMATED

The bending cell is equipped with all the necessary devices to ensure the highest level of automation, such as:

- Automatic tool changer
- Automatic gripper changer
- Motorised regripping

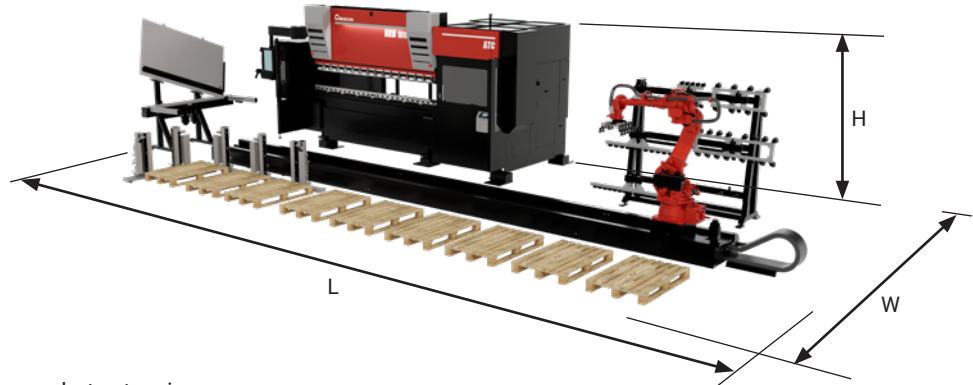
The schedule of the production is then made through the Cell Manager, the software that takes care to centralise the management of both the press brake and the robot.

DIMENSIONS *

Unit : mm

HRB-1003ATCR + RBR-5010
(L) 14860 x (W) 6450 x (H) 4000

HRB-2204ATCR + RBR-20012
(L) 20180 x (W) 9520 x (H) 4650



*H dimension is referred to maximum robot extension

HRB-ATC + RBR SPECIFICATIONS

			HRB-1003ATCR + RBR-5010	HRB-2204ATCR + RBR-20012
Press brake			HRB, HRB-ATC	
Axes composition			6 axes + 1 travel	
Part specification	Payload (including gripper)		kg	50
	Max	Workpiece size	mm	2000 x 1000
	Min	Workpiece size	mm	300 x 200
Travel axis	Stroke length		m	10
Loading	Number of position		1	
	Number of stack		Max. 6	
	Stack height max		mm	500
Unloading	Number of position		Based on layout configuration	
	Unloading method		Pallet	

Specifications, appearance, and equipments are subject to change without notice by reason of improvement.



For your safe use
Be sure to read the user manual carefully before use.
When using this product, appropriate personal protection equipment must be used.

The use of this product requires appropriate risk prevention measures depending on the type of work to be performed. The safety devices recommended by AMADA are supplied as standard for proper use with regard to EC conformity.

Hazard prevention measures are removed in the photos used in this catalogue.

AMADA UK LTD.

Spennells Valley Road,
Kidderminster,
Worcestershire DY10 1XS
United Kingdom
Tel: +44 (0)1562 749500
Fax: +44 (0)1562 749510
www.amada.co.uk

AMADA SA

Paris Nord II
96, avenue de la Pyramide
93290 Tremblay en France
France
Tél : +33 (0)1 49 90 30 00
Fax : +33 (0)1 49 90 31 99
www.amada.fr

AMADA GmbH

Amada Allee 1
42781 Haan
Germany
Tel: +49 (0)2104 2126-0
Fax: +49 (0)2104 2126-999
www.amada.de

AMADA ITALIA S.r.l.

Via Amada I., 1/3
29010 Pontenure
(Piacenza)
Italia
Tel: +39 (0)523 872111
Fax: +39 (0)523 872101
www.amada.it

